



1N4728A thru 1N4760A

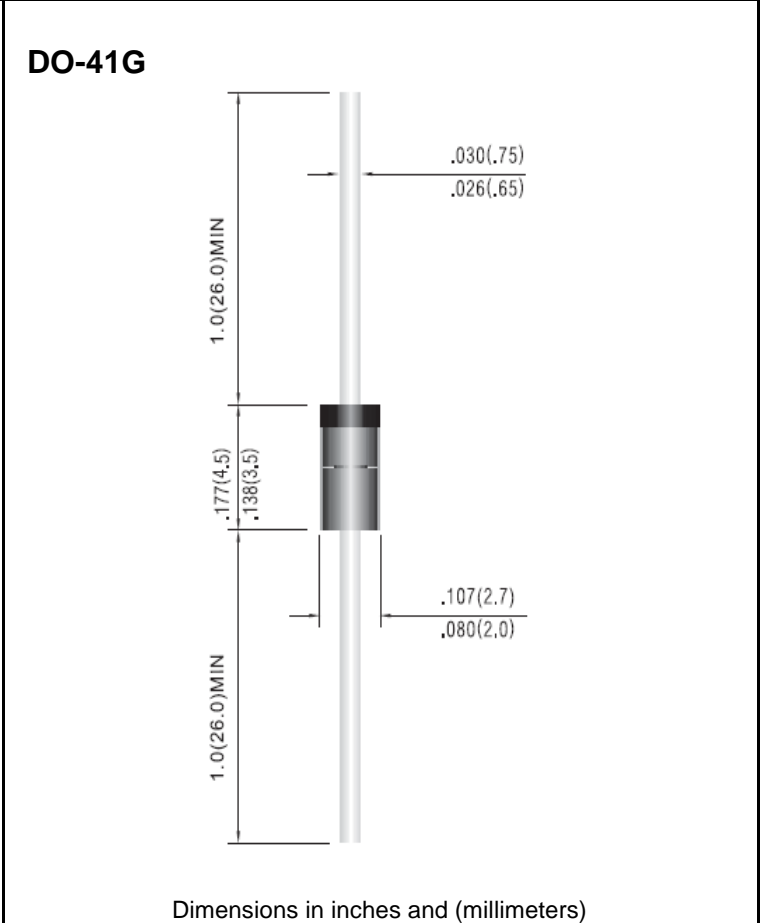
Zener Diode	REVERSE VOLTAGE - 3.3 to 75 Volts FORWARD CURRENT - 1.0 Watts
--------------------	--

FEATURES

- Low profile package
- Built-in strain relief
- Low inductance
- High temperature soldering : 260°C /10 seconds at terminals
- Glass package has Underwriters Laboratory Flammability Classification
- In compliance with EU RoHS 2002/95/EC directives

APPLICATIONS

- Case: Molded Glass DO-41G
- Terminals: Axial leads, solderable per MIL-STD-750, Method 2026 guaranteed
- Polarity: Color band denotes positive end
- Mounting position: Any
- Weight: 0.012 ounce, 0.336 gram



Ratings at 25°C ambient temperature unless otherwise specified.

Parameter	Symbol	Value	Units
Power Dissipation at Tamb=25°C	P _{tot}	1*	W
Junction Temperature	T _j	150	°C
Storage Temperature Range	T _{stg}	-65 ~ +200	°C

*Valid provided that leads at a distance of 10mm from case are kept at ambient temperature.

Parameter	Symbol	Min.	Typ.	Max.	Units
Thermal Resistance Junction Ambient Air	R _{θJA}	-	-	170*	K/W
Forward Voltage at I _F =200mA	V _F	-	-	1.2	V

*Valid provided that leads at a distance of 10mm from case are kept at ambient temperature.

1N47*A-A-99-00
Rev. 1, 1-Aug-2017

RATING AND CHARACTERISTIC CURVES

1N4728A thru 1N4760A



NOTE:

1. Tolerance and Type Number Designation. The type numbers listed have a standard tolerance on the nominal zener voltage of + 5%
2. Specials Available Include:
 - A. Nominal zener voltages between the voltages shown and tighter voltage tolerances.
 - B. Matched sets.
3. Zener Voltage (V_z) Measurement. Guarantees the zener voltage when measured at 90 seconds while maintaining the lead temperature (T) at $30\text{ C} \pm 1\text{ C}$, from the diode body.
4. Zener Impedance (Z_z) Derivation. The zener impedance is derived from the 60 cycle ac voltage, which results when an ac current having an rms value equal to 10% of the dc zener current (I_{zt} or I_{zk}) is superimposed on I_{zt} or I_{zk} .
5. Surge Current (I_r) Non-Repetitive. The rating listed in the electrical characteristics table is maximum peak, non-repetitive, reverse surge current of 1/2

FIG. 1 - POWER TEMPERATURE DERATING CURVE

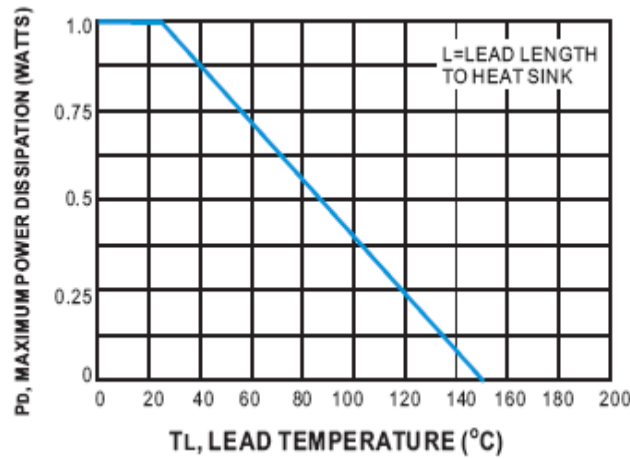


FIG. 2 - TEMPERATURE COEFFICIENTS
 (-55° C to +150° C temperature range; 90% of the units are in the ranges indicated.)

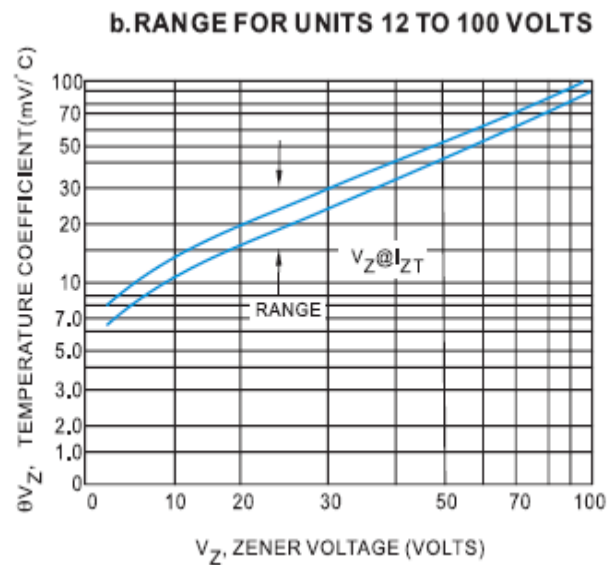
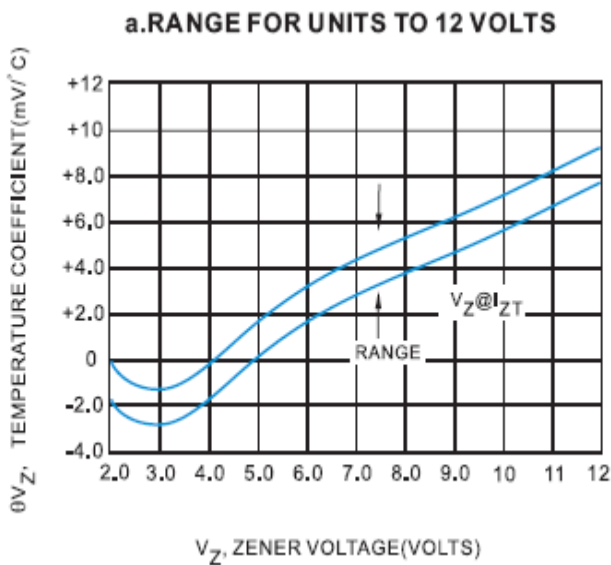


FIG. 3 - TYPICAL THERMAL RESISTANCE versus LEAD LENGTH

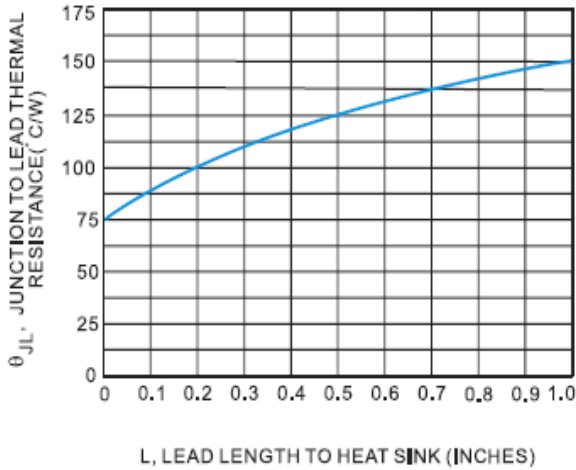


FIG. 4 - EFFECT OF ZENER CURRENT

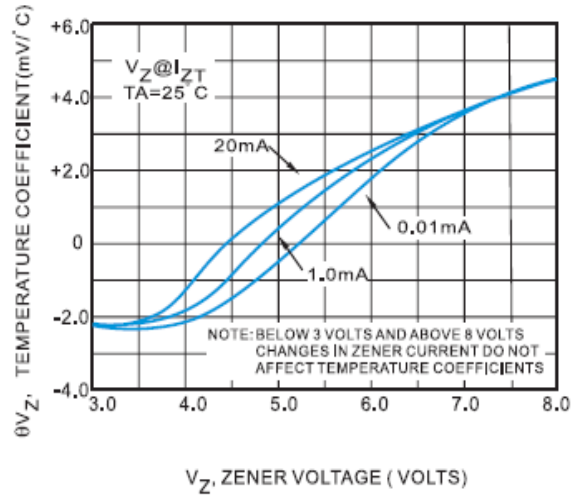
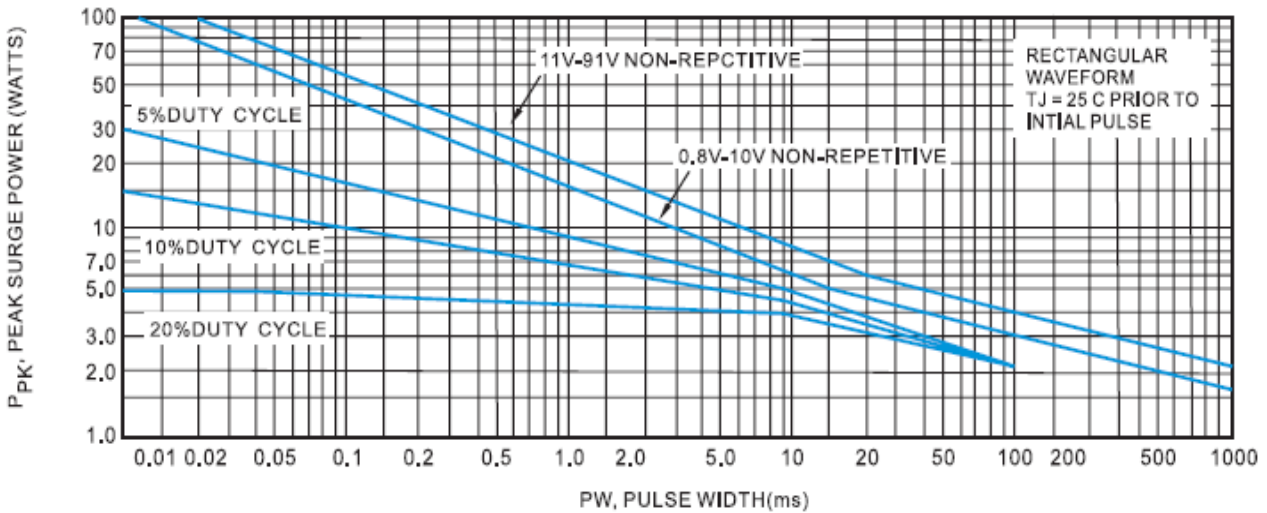


FIG. 5 - MAXIMUM SURGE POWER



This graph represents 90 percentile data points.
 FOR worst-case design characteristics, multiply surge power by 2/3

FIG.6- EFFECT OF ZENER CURRENT ON ZENER IMPEDANCE

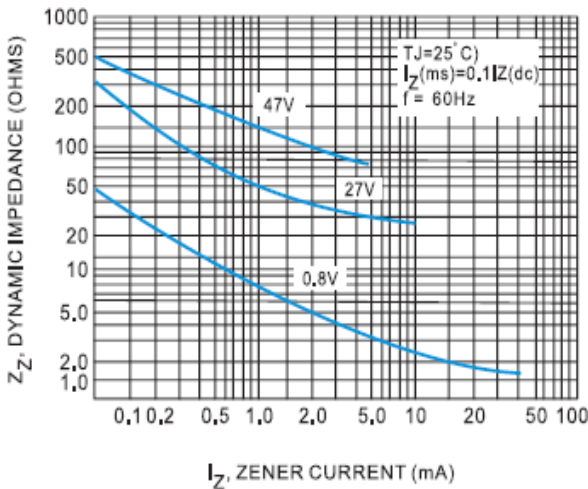


FIG. 7 - EFFECT OF ZENER VOLTAGE ON ZENER

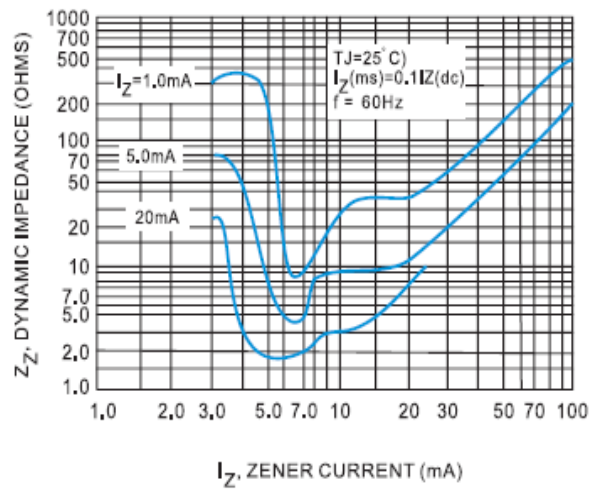


FIG. 8 - TYPICAL LEAKAGE CURRENT

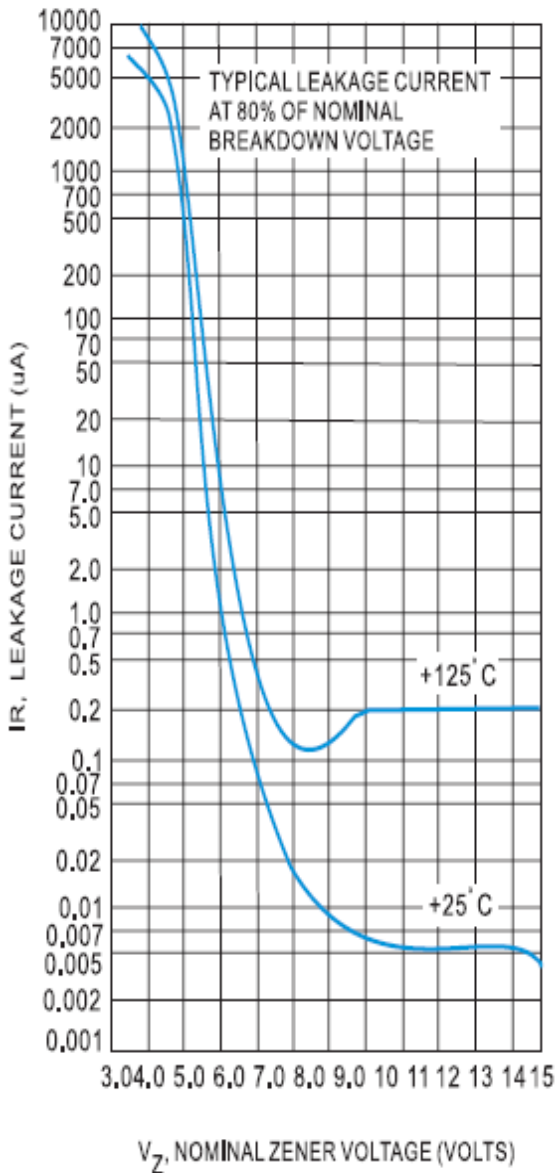


FIG. 9 - TYPICAL CAPACITANCE versus V_z

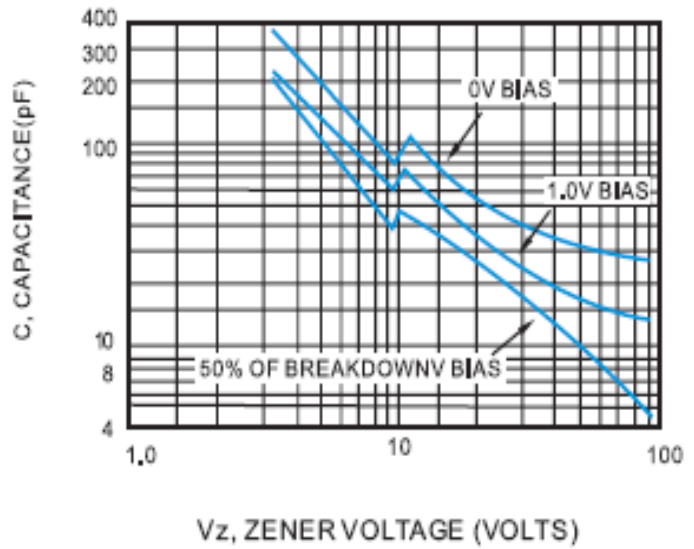
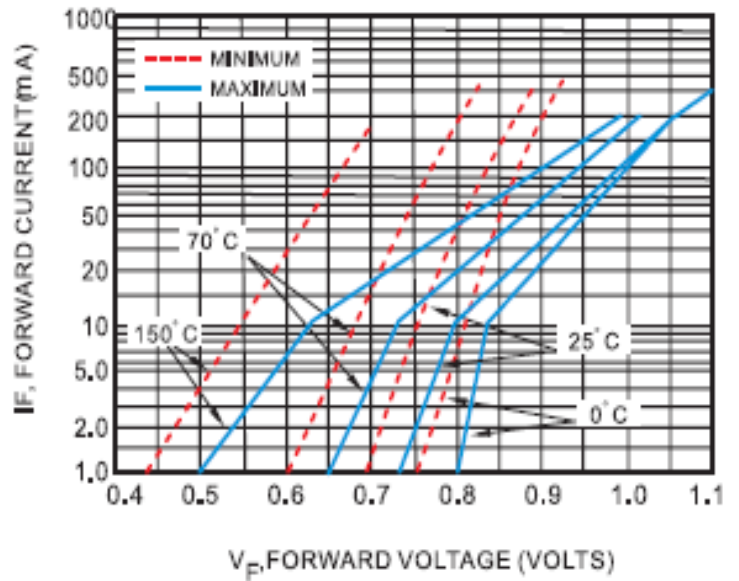


FIG. 10 - TYPICAL FORWARD CHARACTERISTICS





1N4728A thru 1N4760A

TYPE	Nominal Zener Voltage			Max. Zener Impedance				Maximum Leakage Current		Marking Code
	V _Z @ I _{ZT}			Z _{ZT} @ I _{ZT}		Z _{ZT} @ I _{ZK}		I _R @ V _R		
	Nom.V	Min.V	Max.V	Ω	mA	Ω	mA	μA	V	
1.0 Watt Zener Diodes										
1N4728A	3.3	3.14	3.47	10.0	76.00	400	1.00	100	1.0	1N4728A
1N4729A	3.6	3.42	3.78	10.0	69.00	400	1.00	100	1.0	1N4729A
1N4730A	3.9	3.71	4.10	9.0	64.00	400	1.00	50	1.0	1N4730A
1N4731A	4.3	4.09	4.52	9.0	58.00	400	1.00	10	1.0	1N4731A
1N4732A	4.7	4.47	4.94	8.0	53.00	500	1.00	10	1.0	1N4732A
1N4733A	5.1	4.85	5.36	7.0	49.00	550	1.00	10	1.0	1N4733A
1N4734A	5.6	5.32	5.88	5.0	45.00	600	1.00	10	2.0	1N4734A
1N4735A	6.2	5.89	6.51	2.0	41.00	700	1.00	10	3.0	1N4735A
1N4736A	6.8	6.46	7.14	3.5	37.00	700	1.00	10	4.0	1N4736A
1N4737A	7.5	7.13	7.88	4.0	34.00	700	0.50	10	5.0	1N4737A
1N4738A	8.2	7.79	8.61	4.5	31.00	700	0.50	10	6.0	1N4738A
1N4739A	9.1	8.65	9.56	5.0	28.00	700	0.50	10	7.0	1N4739A
1N4740A	10.0	9.50	10.50	7.0	25.00	700	0.25	10	7.6	1N4740A
1N4741A	11.0	10.45	11.55	8.0	23.00	700	0.25	5	8.4	1N4741A
1N4742A	12.0	11.40	12.60	9.0	21.00	700	0.25	5	9.1	1N4742A
1N4743A	13.0	12.35	13.65	10.0	19.00	700	0.25	5	9.9	1N4743A
1N4744A	15.0	14.25	15.75	14.0	17.00	700	0.25	5	11.4	1N4744A
1N4745A	16.0	15.20	16.80	16.0	15.50	700	0.25	5	12.2	1N4745A
1N4746A	18.0	17.10	18.90	20.0	14.00	750	0.25	5	13.7	1N4746A
1N4747A	20.0	19.00	21.00	22.0	12.50	750	0.25	5	15.2	1N4747A
1N4748A	22.0	20.90	23.10	23.0	11.50	750	0.25	5	16.7	1N4748A
1N4749A	24.0	22.80	25.20	25.0	10.50	750	0.25	5	18.2	1N4749A
1N4750A	27.0	25.65	28.35	35.0	9.50	750	0.25	5	20.6	1N4750A
1N4751A	30.0	28.50	31.50	40.0	8.50	1000	0.25	5	22.8	1N4751A
1N4752A	33.0	31.35	34.65	45.0	7.50	1000	0.25	5	25.1	1N4752A
1N4753A	36.0	34.20	37.80	50.0	7.00	1000	0.25	5	27.4	1N4753A
1N4754A	39.0	37.05	40.95	60.0	6.50	1000	0.25	5	29.7	1N4754A
1N4755A	43.0	40.85	45.15	70.0	6.00	1500	0.25	0.1	32.7	1N4755A
1N4756A	47.0	44.65	49.35	80.0	5.50	1500	0.25	0.1	35.8	1N4756A
1N4757A	51.0	48.45	53.55	95.0	5.00	1500	0.25	0.1	38.8	1N4757A
1N4758A	56.0	53.20	58.80	110.0	4.50	2000	0.25	0.1	42.6	1N4758A
1N4759A	62.0	58.90	65.10	125.0	4.00	2000	0.25	0.1	47.1	1N4759A
1N4760A	68.0	64.60	71.40	150.0	3.70	2000	0.25	0.1	51.7	1N4760A



Disclaimer

ALL specifications and data are subject to be changed without notice to improve reliability function or design or other reasons.

HY makes no warranty, representation or guarantee regarding the suitability of the products for any particular purpose or the continuing production of any product. To the maximum extent permitted by applicable law, HY disclaims (i) any and all liability arising out of the application or use of any product, (ii) any and all liability, including without limitation special, consequential or incidental damages, and (iii) any and all implied warranties, including warranties of fitness for particular purpose, non-infringement and merchantability.

Statements regarding the suitability of products for certain types of applications are based on HY's knowledge of typical requirements that are often placed on HY products in generic applications. Such statements are not binding statements about the suitability of products for a particular application. It is the customer's responsibility to validate that a particular product with the properties described in the product specification is suitable for use in a particular application. Parameters provided in datasheets and specifications may vary in different applications and performance may vary over time. All operating parameters, including typical parameters, must be validated for each customer application by the customer's technical experts. Product specifications do not expand or otherwise modify HY's terms and conditions of purchase, including but not limited to the warranty expressed therein.

Except as expressly indicated in writing, HY products are not designed for use in medical, life-saving, or life-sustaining applications or for any other applications in which the failure of the HY product could result in personal injury or death. Customers using or selling HY products not expressly indicated for use in such applications do so at their own risk. Please contact authorized HY personnel to obtain written terms and conditions regarding products designed for such applications.

No license, express or implied, by estoppel or otherwise, to any intellectual property rights is granted by this document or by any conduct of HY. Product names and markings noted herein may be trademarks of their respective owners.

声明

所有的规格及数据如因改进可靠性、功能、设计或其他原因发生变更，恕不另行通知。

HY 对产品特定用途的适用性或任何产品的连续生产不做担保、陈述或保证。在可适用法律允许的最大程度上，HY 不承担 (i) 因应用或使用任何产品产生的任何及全部责任，(ii) 包括但不限于特定、连带或附带损害产生的任何及全部责任，(iii) 不做任何形式默认担保，包括不保证特定用途的使用性、非侵权及商业适销性。

关于产品适用于某类应用的声明以 HY 掌握的 HY 产品一般应用环境下的典型要求为准。此类声明与产品特定应用的适用性声明不存在任何关联。客户自行负责根据产品技术规格的说明认证特定产品是否适用于特定的应用。数据手册和技术规格中提供的参数可能因不同的应用而异，而且性能可能随时间而变化。所有工作参数，包括电型参数，必须有客户的技术专家根据每一个客户应用环境确认。产品技术规格不扩展或不以其他方式修改 HY 的采购条款与条件或不以其他方式修改 HY 的采购条款与条件，包括但不限于规定的质保条件。

除非书面注明，否则 HY 产品不用于医疗、救护或生命维护，或其他因 HY 产品发生故障有可能导致人身伤亡的应用场合。客户使用或销售未明确指示可在上诉应用中使用的 HY 产品风险自负。如欲获得有关指定用于上诉应用的产品的书面条款及条件，请与 HY 授权人员联系。

本档或任何 HY 的行为不以禁止反言或其他方式授予任何知识产权的许可，无论显示还是暗示。本文提到的产品名称和标识可能为各自所有者的商标。